



Register Online  
or  
Call Today!  
614-321-2094



# CPR Columbus

## ACLS - BLS - PALS

★★★★★ "Best CPR in Columbus!"



### **PALS Pre-Course Instructions (Required!)**

This document provides instructions for how to prepare for your PALS course, and how to access the REQUIRED PRE-COURSE TEST THAT MUST BE COMPLETED PRIOR TO CLASS.

#### **Address for Class:**

CPR Columbus  
5202 Bethel Reed Park  
Suite 140  
Columbus, OH 43220

#### **Arrive on Time:**

Please plan to arrive on time because it will be difficult for late students to catch up once we start. Students are expected to attend and participate in the entire course. If you arrive later than 20 minutes after class start time you will be asked to reschedule.

#### **How to Prepare:**

- Review and understand the information in your PALS Provider Manual. Please review all the sections throughout the manual.
- Pay particular attention to the following sections below listed in the table of contents:
  - Review of BLS and AED for infants and children
  - The Systematic Approach to the seriously ill or injured child using the evaluate-identify-intervene sequence
  - Recognizing and Managing Cardiac Arrest
  - Recognizing Respiratory Distress and Failure
  - Managing Respiratory Distress and Failure
  - Recognizing Shock
  - Managing Shock
  - Recognizing Arrhythmias
  - Managing Arrhythmias
  - Post Cardiac Arrest Care
- Throughout the PALS provider manual there are treatment algorithms. There is one for each specific condition/emergency. Become familiar with all the treatment algorithms throughout the PALS Provider Manual.
- You will be expected to recognize cardiac rhythms and understand PALS pharmacology. These topics are not taught in this course.



Register Online  
or  
Call Today!  
614-321-2094



# CPR Columbus

## ACLS - BLS - PALS

★★★★★ "Best CPR in Columbus!"



### You Must:

1. **Complete and Print** your required Pre-course Self-Assessment.
2. Score a **70% or higher** on your Pre-course Self-Assessment in order to attend class.

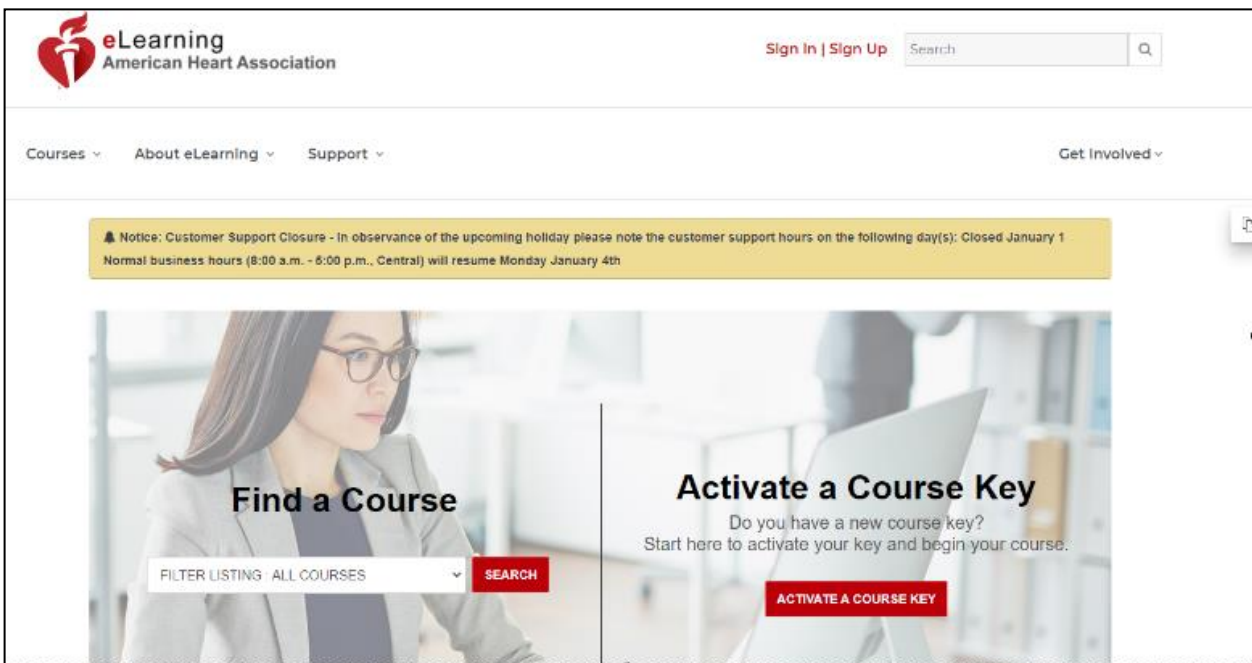
## How to Create an Account with the AHA, Access, and Complete Your Required Pre-course Self-Assessment

### Step #1

Create an eLearning account with the AHA. Go to <https://elearning.heart.org>

If you already have an AHA account then login. If you **DO NOT** have an AHA account, click on the top right where it says, "Sign up". Then "Create and Account" as a New User, and Sign In.

**\*SAVE YOUR ACCOUNT LOGIN INFORMATION!**





Register Online  
or  
Call Today!  
614-321-2094



# CPR Columbus

## ACLS - BLS - PALS

★★★★★ "Best CPR in Columbus!"

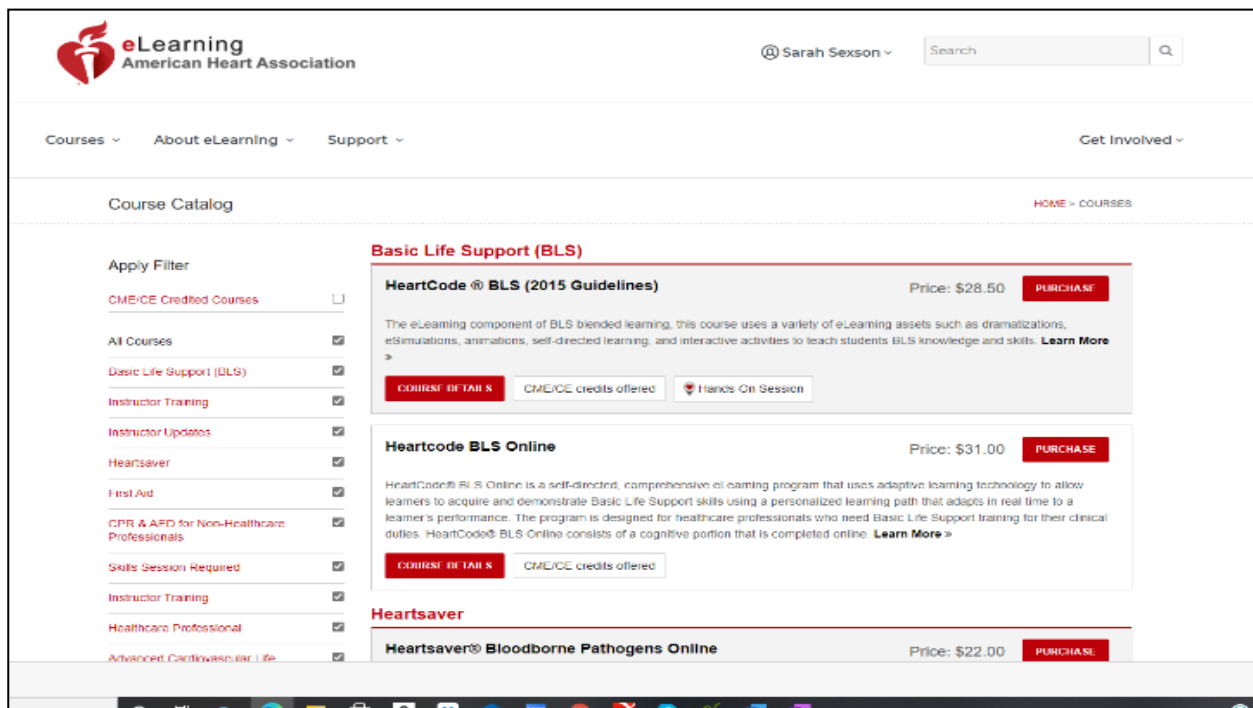


### Step #2

After you have logged in, this is what should appear on the screen. This will bring up all the courses offered in eLearning. Scroll Down and locate the course that says **“PALS Pre-course Assessment”** and hit **LAUNCH THIS COURSE**. (NOTE: **do not** select **“PALS Pre-Course Assessment and Pre-course Work”**)

**IMPORTANT!** If you are being prompted to watch videos you are in the WRONG pre-course assessment course.

(Course code is KJ-1485)





Register Online  
or  
Call Today!  
614-321-2094



# CPR Columbus

## ACLS - BLS - PALS

★★★★★ "Best CPR in Columbus!"



### Step #3

After you launch the course, this is the screen you will see next. Click **START** to begin the assessment. Please note, you can save and return to complete the pre-course assessment at any time. You do NOT have to complete this in one session. You must save your login information to access your course again.

The screenshot shows the American Heart Association eLearning interface. At the top left is the eLearning logo. To the right is a user profile icon labeled 'TEST TEST' and a search bar. Below the header are navigation menus for 'Courses', 'About eLearning', 'Support', and 'Get Involved'. The main content area is titled 'PALS Precourse Self-Assessment' with a breadcrumb trail 'HOME > CLASSES > LAUNCH COURSE'. It displays the course dates '01/04/2021 - 01/04/2023' and a 'Welcome to the PALS Precourse Self-Assessment' message. A 'Resources' sidebar on the right includes links for 'VIEW ALL LEARNING RESOURCES', 'Course Help', 'Technical Requirements', and 'Troubleshooting'. At the bottom, there is a diagram showing an 'AHA Course' laptop icon connected to a 'Certificate' icon.



Register Online  
or  
Call Today!  
614-321-2094



# CPR Columbus

## ACLS - BLS - PALS

★★★★★ "Best CPR in Columbus!"



### Step #4

After you have completed the pretest, **you must print this page** with your score. Please see the red highlighted area that says "Review". Here you can see what you missed. After reviewing what was missed, Click the red Certificate icon to print your completion certificate.

ACLS Precourse Self-Assessment You can exit your exercise by clicking on this link >> [Exit Exercise](#) [Take Me](#)

Advanced Cardiovascular Life Support | Self-Assessment Results

### Precourse Self-Assessment Results

Congratulations!

Congratulations, you have passed the Advanced Cardiovascular Life Support Precourse Self-Assessment with a score of

# 97%

Review
Continue

Select the Print button to save or print your score report and submit it to your instructor before class.

Select Exit Exercise in the top-right corner of the screen to return to the course's home page where you will need to print your completion certificate. Print

Both the score report and completion certificate should be submitted to your instructor before class.

#### Scores for Major Testing Areas

This precourse self-assessment has 3 sections covering these major testing areas:

- The **Rhythm Identification** section tested your ability to identify the basic core rhythms used in the ACLS Provider Course and written exam. You scored 96% on Rhythm Identification.
- The **Pharmacology** section tested your ability to identify drugs used in clinical situations. You scored 96% on Pharmacology.
- The **Practical Application** section tested your ability to identify a rhythm and then choose the correct action or drug, as you will be expected to do in the learning stations and the MegaCode Testing Station. You scored 100% on Practical Application.

#### Scores for Diagnosis Questions



Register Online  
or  
Call Today!  
614-321-2094



# CPR Columbus

## ACLS - BLS - PALS

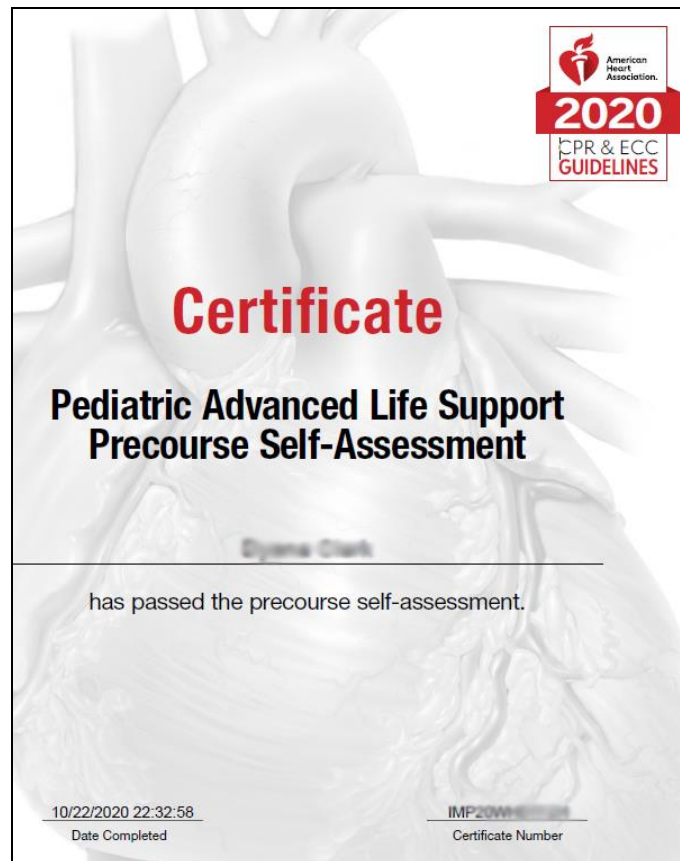
★★★★★ "Best CPR in Columbus!"



### **Step #5**

Bring **both** the Pre-course Self-Assessment Result sheet above and your completion certificate shown here with you to class.

**YOU MUST** have your Pre-course Self-Assessment to get your e-Card.



**If you do not have a printer, you can do one of the following:**

- 1) Take a picture of both documents with your smart phone and bring them to class.
- 2) Email the documents to our office.
- 3) Have your AHA login information with you on the day of class and print upon arriving to the training site.

If you have any questions prior to the class, please contact us at **614-321-2094** or email us at **info@CPRColumbusOH.com**. We look forward to seeing you for a stress free and fun PALS class!